

Particulars	UACS CODE	Appropriation			Allotments						Current Year Obligations					Current Year Disbursements					Balances			
		Authorized Appropriation	Adjustments (Transfer To)/From, Reassignment	Adjusted Appropriations	Allotments Received	Adjustments (Withdrawal, Reassignment)	Transfer To	Transfer From	Adjusted Total Allotments	1st Quarter	2nd Quarter	3rd Quarter	4th Quarter	Total	1st Quarter	2nd Quarter	3rd Quarter	4th Quarter	Total	Unreleased Appropriations	Unobligated Allotment	Unpaid Obligations (15-20) = (23+24)		
										Ending March 31	Ending June 30	Ending Sept. 30	Ending Dec. 31		Ending March 31	Ending June 30	Ending Sept. 30	Ending Dec. 31				Due and Demandable	Not Yet Due and Demandable	
1	2	3	4	5=(3+4)	6	7	8	9	10=(8+9)	11	12	13	14	15=(11+12+13+14)	16	17	18	19	20=(16+17+18+19)	21=(6-18)	22=(10-18)	23	24	
Miscellaneous Personnel Benefits Fund	01101406		782,856.00	782,856.00	782,856.00				782,856.00			782,856.00		782,856.00			782,856.00							
Miscellaneous Personnel Benefits Fund	000009070000000		782,856.00	782,856.00	782,856.00				782,856.00			782,856.00		782,856.00			782,856.00							
Performance-Based Bonus	103009070100000		782,856.00	782,856.00	782,856.00				782,856.00			782,856.00		782,856.00			782,856.00							
PS			782,856.00	782,856.00	782,856.00				782,856.00			782,856.00		782,856.00			782,856.00							
Sub-Total: SPF			782,856.00	782,856.00	782,856.00				782,856.00			782,856.00		782,856.00			782,856.00							
PS			782,856.00	782,856.00	782,856.00				782,856.00			782,856.00		782,856.00			782,856.00							
MOOE																								
Fin Ex																								
CO																								
GRAND TOTAL		80,808,000.00	782,856.00	81,390,856.00	78,857,856.00				78,857,856.00	15,144,107.18	21,158,843.67	15,805,411.28		51,908,162.08	12,830,666.51	23,104,234.04	14,322,282.34		50,087,162.89	2,533,000.00	28,946,693.91		1,850,699.20	
PS		37,457,000.00	782,856.00	38,239,856.00	35,706,856.00				35,706,856.00	8,631,568.79	8,852,116.54	8,642,214.27		24,525,917.60	5,396,252.70	10,573,843.35	8,066,646.97		24,036,843.02	2,533,000.00	11,180,938.40		488,074.58	
MOOE		40,351,000.00		40,351,000.00	40,351,000.00				40,351,000.00	8,512,520.37	9,026,527.13	7,063,198.99		24,902,244.49	7,234,413.81	9,750,290.69	8,255,615.37		23,240,319.87		15,748,755.51		1,381,924.82	
Fin Ex																								
CO		2,800,000.00		2,800,000.00	2,800,000.00				2,800,000.00		2,780,000.00			2,780,000.00		2,780,000.00			2,780,000.00		20,000.00			

Certified Correct:

Certified Correct:

Recommended By:

Approved By:

Leo A. Aco
Aco, Lilia

Asuncion C. Margilcomot
Margilcomot, Asuncion C.

Marlon Sison
Sison, Marlon

Roberto Estloko
Estloko, Roberto

Budget Officer

Chief Accountant

Director, FMS

Agency Head/Department

Date: 13/Oct/2017

Date:

Date: 13/Oct/2017

Date: 13/Oct/2017

STATEMENT OF APPROPRIATIONS, ALLOTMENTS, OBLIGATIONS, DISBURSEMENTS AND BALANCES
As of the Quarter Ending September 30, 2017

Department: Department of National Defense (DND)
Agency: National Defense College of the Philippines
Operating Unit: N/A
Organization Code (UACS): 170030000000
Fund Cluster: 01 - Regular Agency Fund

Authorization: 02 - Continuing Appropriations
Report Status: SUBMITTED

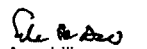
Particulars	UACS CODE	Appropriation			Allotments					Current Year Obligations					Current Year Disbursements				Balances						
		Authorized Appropriation	Adjustments (Transfer To/From, Realignment)	Adjusted Appropriations	Allotments Received	Adjustments (Withdrawal, Realignment)	Transfer To	Transfer From	Adjusted Total Allotments	1st Quarter Ending March 31	2nd Quarter Ending June 30	3rd Quarter Ending Sept. 30	4th Quarter Ending Dec. 31	Total	1st Quarter Ending March 31	2nd Quarter Ending June 30	3rd Quarter Ending Sept. 30	4th Quarter Ending Dec. 31	Total	Unreleased Appropriations	Unobligated Allotment	Unpaid Obligations (15-20) + (23+24)			
																						Due and Demandable	Not Yet Due and Demandable		
1	2	3	4	5=3+4	6	7	8	9	10=(8+7)+9	11	12	13	14	15=(11+12+13+14)	16	17	18	19	20=(16+17+18+19)	21=(8-16)	22=(18-19)	23	24		
I. Agency Specific Budget																									
Specific Budgets of National Government Agencies	01102101																								
General Administration and Support	00000100000000		811,583.79	811,583.79	811,583.79				811,583.79	617,223.81	6,000.00			523,223.81	479,423.81	43,800.00			523,223.81				88,339.88		
General management and supervision	103001000100000		811,583.79	811,583.79	811,583.79				811,583.79	617,223.81	6,000.00			523,223.81	479,423.81	43,800.00			523,223.81				88,339.88		
MOOE			811,583.79	811,583.79	811,583.79				811,583.79	617,223.81	6,000.00			523,223.81	479,423.81	43,800.00			523,223.81				88,339.88		
Operations	000003000000000		895,602.89	895,602.89	895,602.89				895,602.89	79,195.85	122,595.00	224,328.00		426,116.95	79,195.85	122,595.00			201,790.85			468,485.84		224,328.00	
MFO 1: NATIONAL DEFENSE AND SECURITY EDUCATION SERVICES	000003010000000		895,602.89	895,602.89	895,602.89				895,602.89	79,195.85	122,595.00	224,328.00		426,116.95	79,195.85	122,595.00			201,790.85			468,485.84		224,328.00	
Conduct of national defense and strategic international studies	284003010100000		411,841.34	411,841.34	411,841.34				411,841.34	33,150.00				33,150.00	33,150.00				33,150.00			378,691.34			
MOOE			411,841.34	411,841.34	411,841.34				411,841.34	33,150.00				33,150.00	33,150.00				33,150.00			378,691.34			
Conduct of graduate level and other courses of studies	284003010200000		483,761.55	483,761.55	483,761.55				483,761.55	48,045.85	122,595.00	224,328.00		392,966.95	48,045.85	122,595.00			168,840.85			90,794.60		224,328.00	
MOOE			483,761.55	483,761.55	483,761.55				483,761.55	48,045.85	122,595.00	224,328.00		392,966.95	48,045.85	122,595.00			168,840.85			90,794.60		224,328.00	
Sub-Total, Agency-Specific			1,507,166.88	1,507,166.88	1,507,166.88				1,507,166.88	596,419.76	128,595.00	224,328.00		949,340.76	558,619.76	166,395.00			725,014.76			557,625.82		224,328.00	
PS																									
MOOE			1,507,166.88	1,507,166.88	1,507,166.88				1,507,166.88	596,419.76	128,595.00	224,328.00		949,340.76	558,619.76	166,395.00			725,014.76			557,625.82		224,328.00	
Fin Ex																									
CO																									
II. Automatic Appropriations																									
Sub-Total, Automatic Appropriations																									
PS																									
MOOE																									
Fin Ex																									
CO																									
III. Special Purpose Fund																									
Sub-Total, SPF																									
PS																									
MOOE																									
Fin Ex																									
CO																									
GRAND TOTAL			1,507,166.88	1,507,166.88	1,507,166.88				1,507,166.88	596,419.76	128,595.00	224,328.00		949,340.76	558,619.76	166,395.00			725,014.76			557,625.82		224,328.00	
PS																									
MOOE			1,507,166.88	1,507,166.88	1,507,166.88				1,507,166.88	596,419.76	128,595.00	224,328.00		949,340.76	558,619.76	166,395.00			725,014.76			557,625.82		224,328.00	
Fin Ex																									
CO																									


Certified Correct:

Certified Correct:


Recommended By:

Approved By:


Aco, Lilia


Manglicmot, Agnacion C.


Sison, Marlon


Estioko, Roberto

Budget Officer

Date: 13/Oct/2017

Chief Accountant

Date:

Director, FMS

Date: 13/Oct/2017

Agency Head/Department

Date:

This report was generated using the Unified Reporting System on 23/10/2017 1.2:15