


QUARTERLY PHYSICAL REPORT OF OPERATION
As of March 31, 2022

Agency : Department of National Defense (DND)
Organization Code (UACS) : < not applicable >


Particulars	UACS CODE	Physical Target (Budget Year)					Physical Accomplishment (Budget Year)					Variance	Remarks
		1st Quarter	2nd Quarter	3rd Quarter	4th Quarter	Total	1st Quarter	2nd Quarter	3rd Quarter	4th Quarter	Total		
1	2	3	4	5	6	7	8	9	10	11	12	13	14
NATIONAL DEFENSE AND SECURITY POLICY STUDIES PROGRAM	3101000000000000												
OO : Defense and Security Leaders' Capacity Improved													
Outcome Indicator													
1. Percentage of research papers accepted by requesting agencies		100%	100%	100%	100%	100%	100%				100%	0	As requested by other government offices, the NDCP drafted research papers/inputs/presentation/talking points which include (a) Concept Paper on Establishment of ASEAN Defense Universities/Colleges/Institutions Collaboration; (b) Philippine Military History Training Packages; (c) Terms of Reference of the ASEAN Defense Ministers Meeting (ADMM) Cybersecurity and Information Center of Excellence; (d) Zero Draft of the ASEAN Plus Three Cooperation Work Plan 2023-2027; (e) Revision of the Defense Strategic Planning System (DPS); (f) Defending the Philippine Territory; (g) Prospects for ASEAN Defence Diplomacy in an Evolving Security Environment; (h) Changing the Foundation Day of the Armed Forces of the Philippines
Output Indicators													
1. Number of research papers produced		5	5	5	5	20	11					6	The NDCP's variance on the number of produced paper is due to NDCP's compliance on the request of the DND and other government agencies to provide research paper or policy inputs on a given topic.
2. Number of publications produced		2	3	3	2	10	2					0	The NDCP was able to provide two (2) publications namely: (a) PH-Viet Nam Strategic Partnership and (b) Countering Maritime Gray Challenges in Southeast Asia: Exploring the Role of the ASEAN

Particulars	UACS CODE	Physical Target (Budget Year)					Physical Accomplishment (Budget Year)					Variance	Remarks
		1st Quarter	2nd Quarter	3rd Quarter	4th Quarter	Total	1st Quarter	2nd Quarter	3rd Quarter	4th Quarter	Total		
1	2	3	4	5	6	7	8	9	10	11	12	13	14
NATIONAL DEFENSE AND SECURITY EDUCATION PROGRAM	3102000000000000												
OO : Defense and Security Leaders' Capacity Improved													
Outcome Indicators													
1. Percentage of Senior Leaders from DND and AFP who completed MNSA program		-	-	-	33%	33%							
2. Teacher to student ratio		-	-	1:8	-	1:8							
Output Indicators													
1. Number of graduates		-	-	65	-	65							
2. Number of enrollees		-	-	65	-	65							


Prepared by:


 GEE LYN M BASA
 Head, Planning and Strategy Management Office
 2022-04-05 11:42:54

In coordination with:


 LILIA DJ ACO
 Head, Budget Section
 2022-04-05 11:42:54

Approved By:


 ARCHIMEDES H VIAJE, PHD, MNSA, CES
 Head of Agency
 2022-04-05 11:47:09